

## ONE TIME CERAMIC MOULD

The LEEWELDS ONE TIME system is a cost effective solution when only a small number of joints are required. Unlike the graphite mould, the ONE TIME mould are single-use and are disposed of, or buried in place, with the joint once completed.

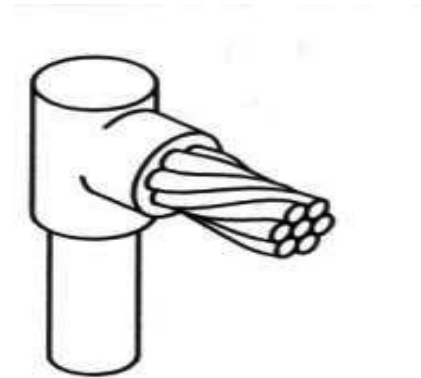


## ONETIME - Cable to Rod Connection TYPE - GO

Horizontal Cable End to Vertical Rod End L Joint

# GO

CODE NO.	Rod Size		CABLE SIZE mm <sup>2</sup>
	A mm <sup>2</sup>	Inch	
GO 116	14.2	5/8	16
GO 125	14.2	5/8	25
GO 135	14.2	5/8	35
GO 150	14.2	5/8	50
GO 170	14.2	5/8	70
GO 195	14.2	5/8	95
GO 1120	14.2	5/8	120
GO 1150	14.2	5/8	150
GO 1185	14.2	5/8	185
GO 1240	14.2	5/8	240
GO 1300	14.2	5/8	300



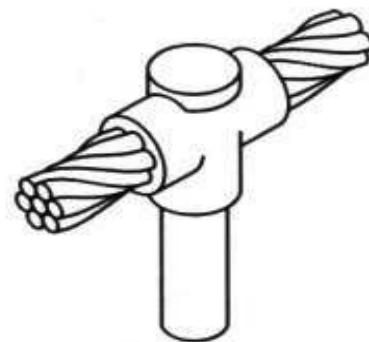
Noted : Need special size can be requested please contact email : pattirawi@gmail.com

## ONETIME - Cable to Rod Connection TYPE - GTW

Horizontal Cable to Vertical Rod End T Joint

# GTW

CODE NO.	Rod Size		CABLE SIZE mm
	A mm <sup>2</sup>	Inch	
GTW 216	14.2	5/8	16
GTW 225	14.2	5/8	25
GTW 235	14.2	5/8	35
GTW 250	14.2	5/8	50
GTW 270	14.2	5/8	70
GTW 295	14.2	5/8	95
GTW 2120	14.2	5/8	120
GTW 2150	14.2	5/8	150
GTW 2185	14.2	5/8	185
GTW 2240	14.2	5/8	240
GTW 2300	14.2	5/8	300



## ONE TIME CERAMIC MOULD

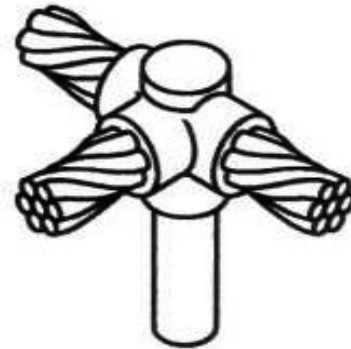
The LEEWELDS ONE TIME system is a cost effective solution when only a small number of joints are required. Unlike the graphite mould, the ONE TIME mould are single-use and are disposed of, or buried in place, with the joint once completed.



## ONETIME - Cable to Rod Connection TYPE - GTH Three Way Horizontal Cable to Vertical Rod End Joint

# GTH

CODE NO.	Rod Size		CABLE SIZE mm
	A mm <sup>2</sup>	Inch	
GTH 316	14.2	5/8	16
GTH 325	14.2	5/8	25
GTH 335	14.2	5/8	35
GTH 350	14.2	5/8	50
GTH 370	14.2	5/8	70
GTH 395	14.2	5/8	95
GTH 3120	14.2	5/8	120
GTH 3150	14.2	5/8	150
GTH 3185	14.2	5/8	185
GTH 3240	14.2	5/8	240

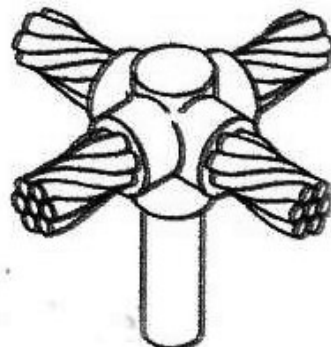


Noted : Need special size can be requested please contact email : pattirawi@gmail.com

## ONETIME - Cable to Rod Connection TYPE - GF Four Way Horizontal Cable to Vertical Rod End Joint


# GF

CODE NO.	Rod Size		CABLE SIZE mm
	A mm <sup>2</sup>	Inch	
GF416	14.2	5/8	16
GF425	14.2	5/8	25
GF435	14.2	5/8	35
GF450	14.2	5/8	50
GF470	14.2	5/8	70
GF495	14.2	5/8	95
GF4120	14.2	5/8	120
GF4150	14.2	5/8	150
GF4185	14.2	5/8	185
GF4240	14.2	5/8	240
GF4300	14.2	5/8	300



## ONE TIME CERAMIC MOULD

The LEEWELDS ONE TIME system is a cost effective solution when only a small number of joints are required. Unlike the graphite mould, the ONE TIME mould are single-use and are disposed of, or buried in place, with the joint once completed.




## ONETIME - Cable to Cable Connection TYPE - CTW

### Two Way Horizontal Cable Straight Joint

# CTW

CODE NO.	CABLE SIZE mm <sup>2</sup>
CTW 216	16
CTW 225	25
CTW 235	35
CTW 250	50
CTW 270	70
CTW 295	95
CTW 2120	120
CTW 2150	150
CTW 2185	185
CTW 2240	240
CTW 2300	300



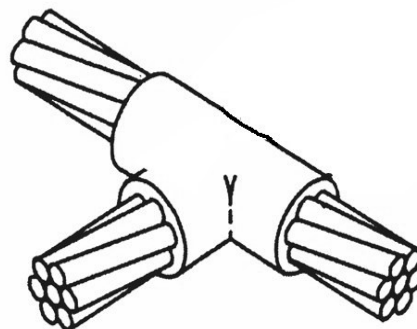
Noted : Need special size can be requested please contact email : pattirawi@gmail.com

## ONETIME - Cable to Cable Connection TYPE - CTH

### Three Way Horizontal Cable T Joint


# CTH

CODE NO.	CABLE SIZE mm
CTH 316	16
CTH 325	25
CTH 335	35
CTH 350	50
CTH 370	70
CTH 395	95
CTH 3120	120
CTH 3150	150
CTH 3185	185
CTH 3240	240
CTH 3300	300



## ONE TIME CERAMIC MOULD

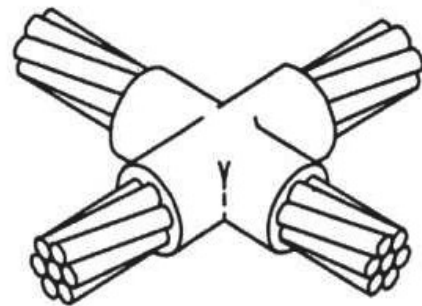
The LEEWELDS ONE TIME system is a cost effective solution when only a small number of joints are required. Unlike the graphite mould, the ONE TIME mould are single-use and are disposed of, or buried in place, with the joint once completed.



### ONETIME - Cable to Cable Connection TYPE - CF Four Way Horizontal Cable X Joint

# CF


CODE NO.	CABLE SIZE mm
CF 416	16
CF 425	25
CF 435	35
CF 450	50
CF 470	70
CF 495	95
CF 4120	120
CF 4150	150
CF 4185	185
CF 4240	240
CF 4300	300



Noted : Need special size can be requested please contact email : pattirawi@gmail.com

### ONETIME - Cable to Rod Connection TYPE - CRS One Way Horizontal Cable to Vertical Rod Joint

# CRS

CODE NO.	CABLE SIZE mm <sup>2</sup>	METAL POWDER SIZE	
CRS2-50	50	65	

- A. Designed to withstand high temperatures produced from the exothermic welding and easy to use.
- B. Requires pre-heating with Flint Gun to ensure the one time ceramic mould is totally dry before every joint.
- C. Always ensure that the conductors fits snugly and sections of Ceramic moulds to avoid leakage of weldmetal. Leakage will produced a bad joint and cuts down the life span of the mould.

